

Finding Classes on PORTA

Important information regarding course searches via PORTA:

You can search for courses via PORTA even without logging in. You can use various search parameters to get an overview of courses. Summer semester courses are available online around mid-January at the earliest and winter semester courses around early July.

You may use courses from previous summer and winter semesters as orientation if you want to decide on your courses before these dates.

Step 1: Language Setting

Change language settings to **English**.

Note that you do not need to sign in on Porta in order to search for courses. You will receive your login details once you are fully enrolled.

The screenshot shows the PORTA portal interface. At the top left, there is a navigation menu with 'Home' selected. The main header includes the University of Trier logo and the text 'UNIVERSITÄT TRIER | PORTA'. Below the header, there are links for 'Admission' and 'Studies offered'. A language selection dropdown menu is highlighted with a red circle and contains the text 'English'. To the right of the language menu, there is a login form with fields for 'User name' and 'password', and a 'Login' button. A large blue 'X' is placed over the login form. Below the header, there are several sections: 'My portal', 'Information about PORTA', 'Quicklinks', and 'Applicants'. The 'Applicants' section contains a message: 'You have chosen to study and want information or you want to apply'. Below this, there is a link for 'Applicant: Forgot your login details?'. The 'students' section contains a message: 'Are you a student of Trier university and want to change the password of your ZIMK account?' with a link for 'Changing the ZIMK password'.

Home Admission Studies offered

UNIVERSITÄT TRIER | PORTA

English

User name password Login

My portal

Information about PORTA

On the following page you will find information about PORTA for students, teachers and staff including FAQs, training videos, event information and new features.

<http://porta.uni-trier.de>

Quicklinks

Show current courses Search for courses

Show university course catalog Search in module descriptions

Registration Show module descriptions

Registration for online application

Applicants

You have chosen to study and want information or you want to apply

You have applied to Trier University and forgotten your login details? You can reset your password here:

[Applicant: Forgot your login details?](#)

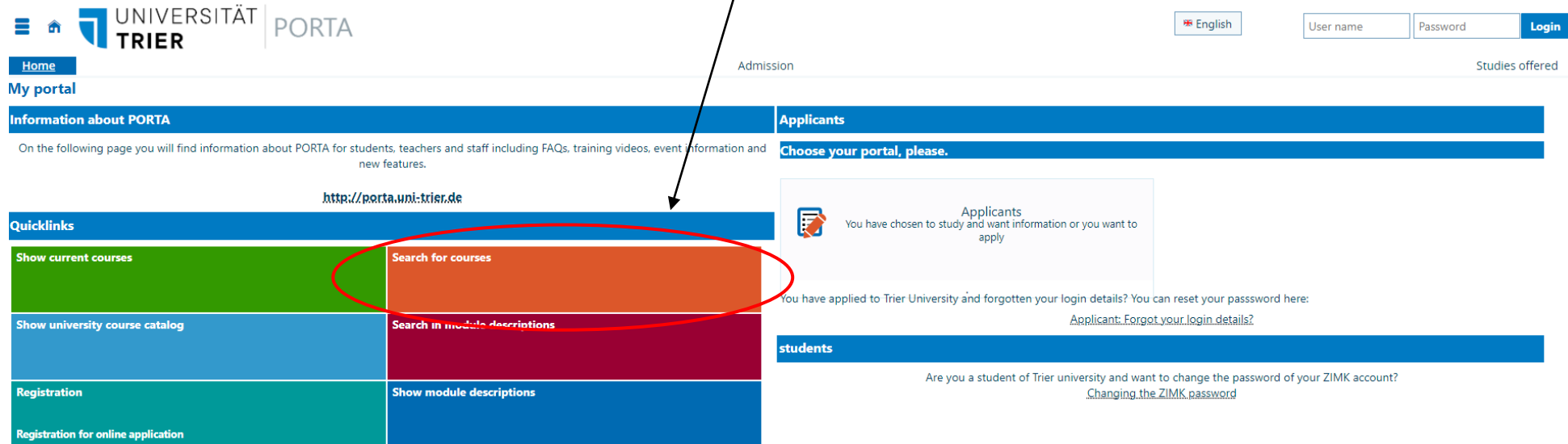
students

Are you a student of Trier university and want to change the password of your ZIMK account?

[Changing the ZIMK password](#)

Step 2: Searching for Courses

Now click on "**Search for courses**".



The screenshot shows the PORTA portal interface. At the top left, there is a navigation menu with 'Home' selected. The main header includes the University of Trier logo and 'PORTA'. On the right, there is a language selector set to 'English', and login fields for 'User name', 'Password', and a 'Login' button. Below the header, there are two main sections: 'Admission' and 'Studies offered'. The 'Admission' section contains a 'My portal' area with 'Information about PORTA' and a 'Quicklinks' table. The 'Quicklinks' table has two columns: the left column lists 'Show current courses', 'Show university course catalog', and 'Registration for online application'; the right column lists 'Search for courses', 'Search in module descriptions', and 'Show module descriptions'. The 'Search for courses' link is circled in red. The 'Studies offered' section contains an 'Applicants' area with a 'Choose your portal, please.' message and a 'students' area with a password reset link.

UNIVERSITÄT TRIER PORTA

English

User name Password Login

Home

Admission

Studies offered

My portal

Information about PORTA

On the following page you will find information about PORTA for students, teachers and staff including FAQs, training videos, event information and new features.

<http://porta.uni-trier.de>

Quicklinks

Show current courses	Search for courses
Show university course catalog	Search in module descriptions
Registration	Show module descriptions
Registration for online application	

Applicants

Choose your portal, please.

Applicants

You have chosen to study and want information or you want to apply

You have applied to Trier University and forgotten your login details? You can reset your password here:

[Applicant: Forgot your login details?](#)

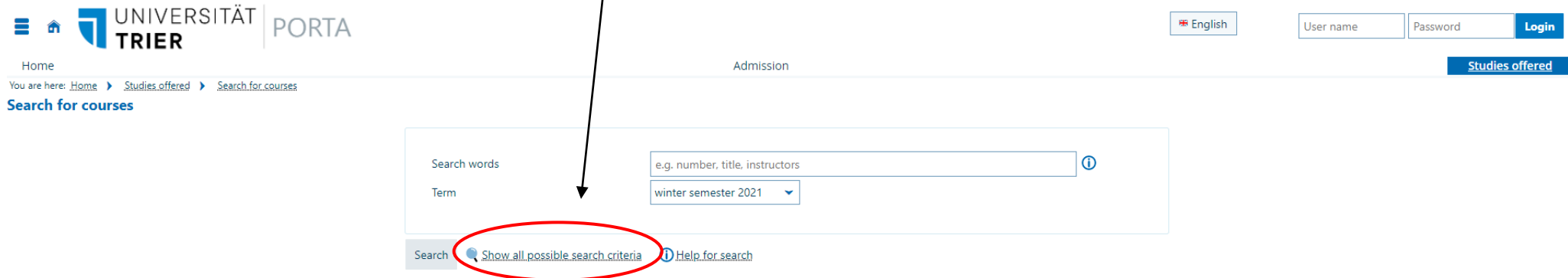
students

Are you a student of Trier university and want to change the password of your ZIMK account?

[Changing the ZIMK password](#)

Steps 3: Searching for Courses/Criteria Setting

Select "**Show all possible search criteria**".



The screenshot shows the search interface on the University of Trier PORTA website. The search criteria section is highlighted with a red circle, and an arrow points to the "Show all possible search criteria" link.

Search words: e.g. number, title, instructors ⓘ

Term: winter semester 2021 ▾

Search [Show all possible search criteria](#) ⓘ [Help for search](#)

Step 4: Setting Term and Teaching Language

By selecting the **term** in which you are interested, you will receive an overview of all classes at Trier University for the respective semester.

You can also search for English-taught classes by setting the teaching language to "**English**".

The screenshot shows the 'Search for courses' page on the University of Trier's PORTA system. The page includes a navigation bar with 'Home', 'Admission', and 'Studies offered' links. A search bar is at the top right with a language dropdown set to 'English', and fields for 'User name', 'Password', and a 'Login' button. The main content area is titled 'Search for courses' and features a 'Search' button (circled in red) and a 'Reset' button. Below this are search filters under 'Basic data': 'Search words' (text input), 'Term-dependent title' (text input), 'Number' (text input), 'Term' (dropdown menu set to 'winter semester 2021'), 'Kind of course' (dropdown menu), and 'Teaching language' (dropdown menu set to 'english', also circled in red). To the right, there are two expandable sections: 'Structure' with 'Organizational unit' and 'Course of Study' dropdowns, and 'Instructors, locations and dates' with 'Instructors', 'Room', 'Date of course', and 'Weekday' dropdowns. A 'Search' button and 'Reset' button are also present at the bottom of the page.

Step 5: Further Search Options

You can also search for a particular course or department. You can use one or more search parameters to narrow your search. You can also search by e.g. name, lecturer or **organisation unit**¹.

The screenshot displays the search interface for the University of Trier. At the top, there is a navigation bar with the university logo, 'PORTA', and a language selector set to 'English'. Below this, a breadcrumb trail shows 'Home > Studies offered > Search for courses'. The main search area is titled 'Search for courses' and includes a search bar, a 'Reset' button, and links for 'Show only quick search criteria' and 'Help for search'. The search results are organized into several sections:

- Basic data:** This section contains several input fields. The 'Search words' field is highlighted with a red circle and contains the text 'LANG 301 British Cultural Studies'. Other fields include 'Term-dependent title', 'Number', 'Term' (set to 'winter semester 2021'), 'Kind of course', and 'Teaching language'.
- Structure:** This section contains two dropdown menus. The 'Organizational unit' dropdown is highlighted with a red circle. Below it is the 'Course of Study' dropdown.
- Instructors, locations and dates:** This section contains fields for 'Instructors', 'Room', 'Date of course', and 'Weekday'.

At the bottom of the page, there is a footer with a 'Search' button, a 'Reset' button, and links for 'Show only quick search criteria' and 'Help for search'.

Step 6: Search

After selecting your search criteria, click **"Search"**.

UNIVERSITÄT TRIER PORTA

Home Admission Studies offered

You are here: Home > Studies offered > Search for courses

Search for courses

Search Reset Show only quick search criteria Help for search

Basic data

Search words: LANG 301 British Cultural Studies ⓘ

Term-dependent title:

Number:

Term: winter semester 2021

Kind of course: = +

Teaching language: = +

Structure

Organizational unit: = → Select

Course of Study: = → Select

Instructors, locations and dates

Instructors: → Select

Room: = → Select

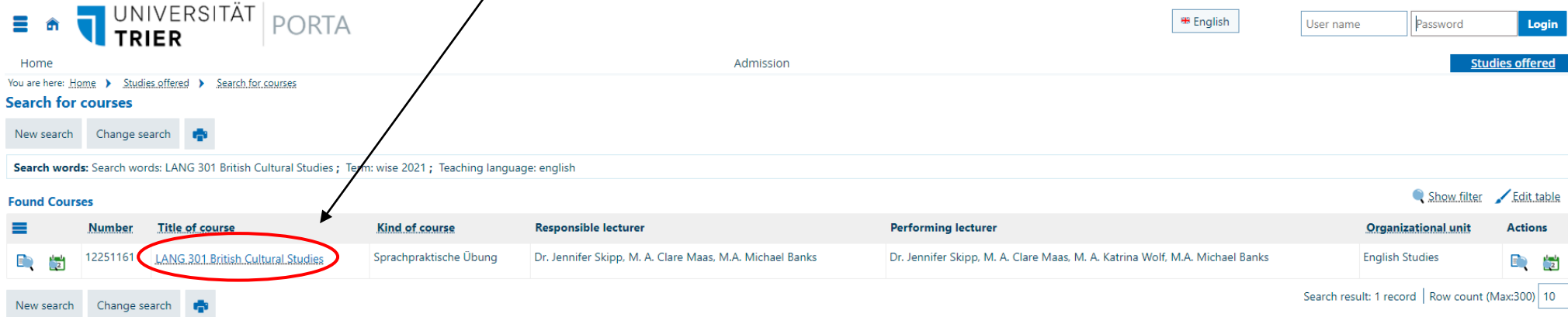
Date of course: ⓘ

Weekday: = +

Search Reset Show only quick search criteria Help for search

Step 7: List of Search Results

Now you see the list of classes that match your search criteria. Click on the link to receive relevant course details.




UNIVERSITÄT TRIER | PORTA

Home Admission **Studies offered**






You are here: [Home](#) > [Studies offered](#) > [Search for courses](#)


Search for courses

New search Change search 

Search words: Search words: LANG 301 British Cultural Studies ; Term: wise 2021 ; Teaching language: english

Found Courses [Show filter](#) [Edit table](#)

	Number	Title of course	Kind of course	Responsible lecturer	Performing lecturer	Organizational unit	Actions
 	12251161	LANG 301 British Cultural Studies	Sprachpraktische Übung	Dr. Jennifer Skipp, M. A. Clare Maas, M.A. Michael Banks	Dr. Jennifer Skipp, M. A. Clare Maas, M. A. Katrina Wolf, M.A. Michael Banks	English Studies	 

New search Change search 

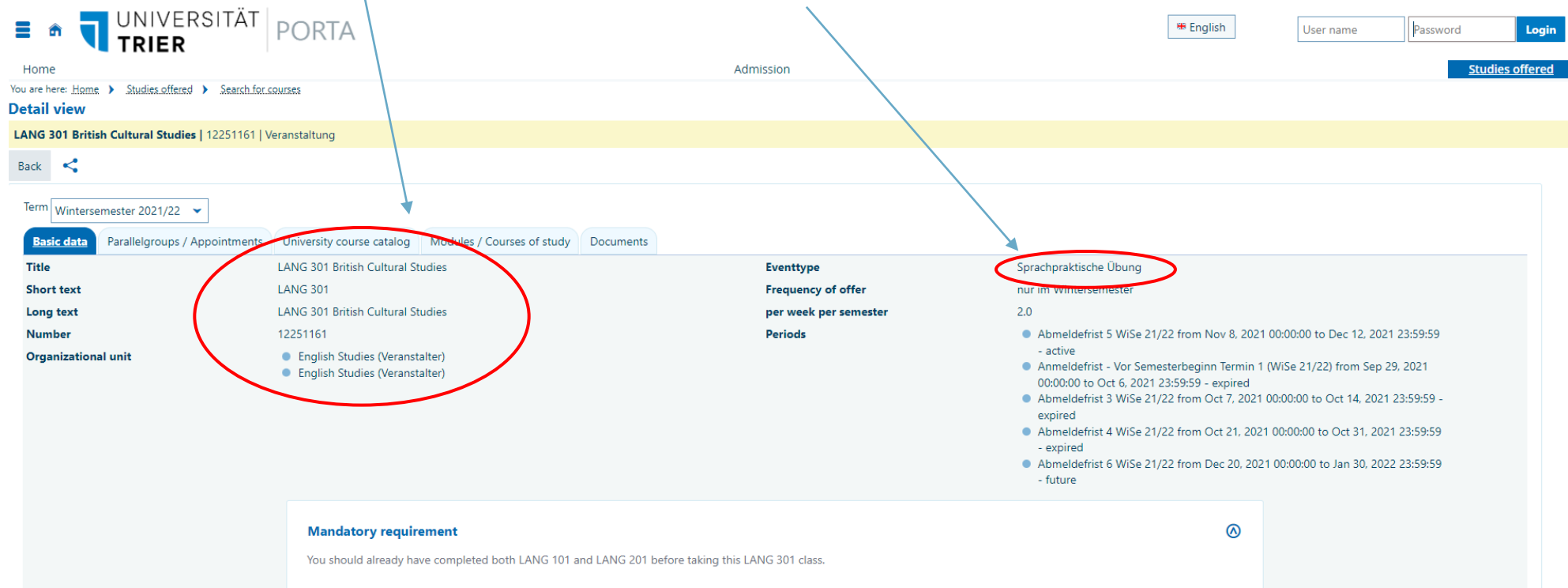
Search result: 1 record | Row count (Max:300)

Step 8: Course Details

Sie können außerdem sehen, wie viele Stunden pro Woche stattfindet und ob es sich um eine [Vorlesung, ein Seminar](#) ³ oder eine [Übung](#) ⁴ handelt.

Here you find information on the course title, its number, and the department to which the class belongs.

You may also find the **number of hours the class meets per week (Semesterstunden SWS)** ³ and whether it is a **lecture, a seminar, exercise** ⁴ or a language practice class.



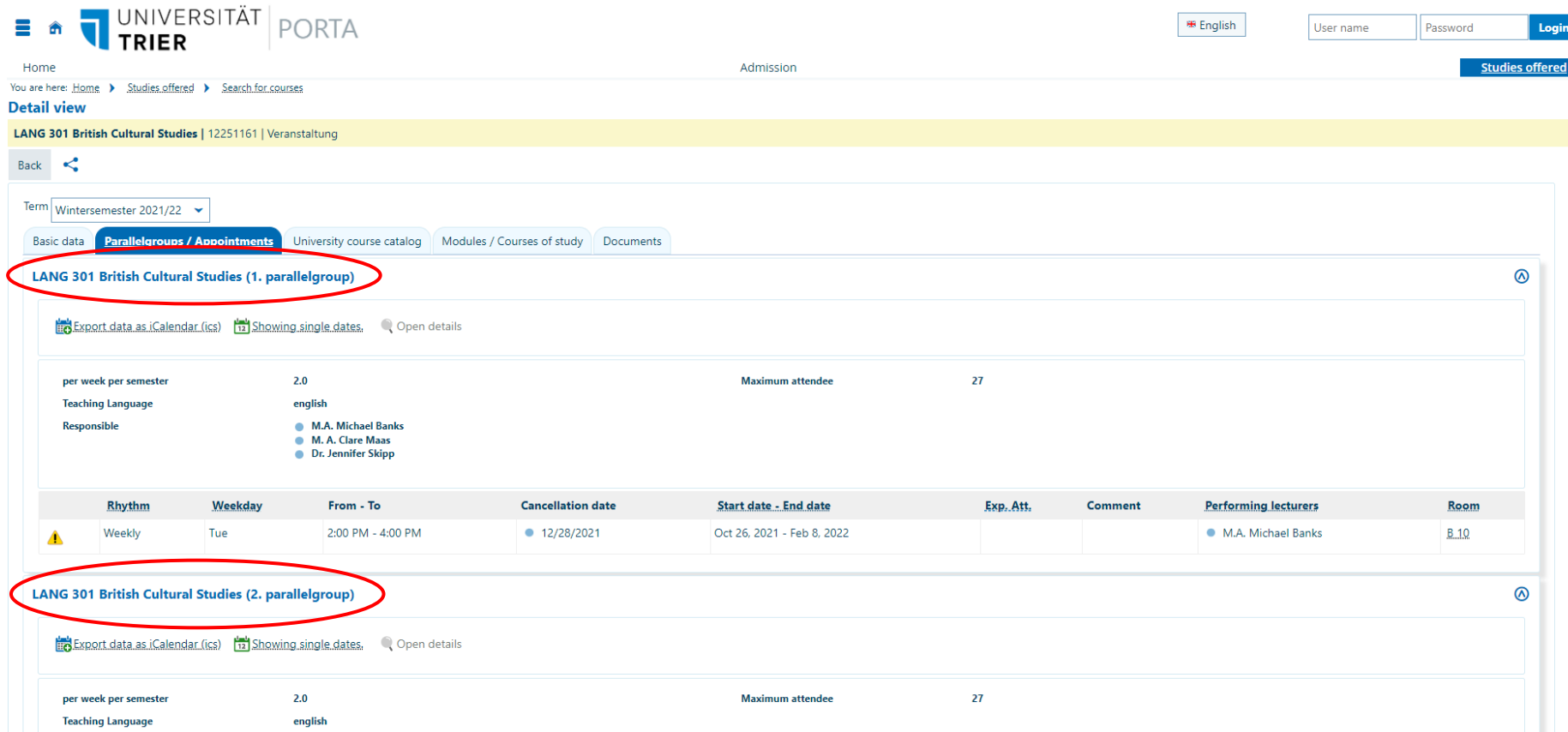
The screenshot shows the course details for LANG 301 British Cultural Studies. The page is in German. The course title and number are circled in red. The event type is also circled in red. The frequency of offer is 2.0 SWS per week per semester. The periods are listed as follows:

Eventtype	Frequency of offer per week per semester	Periods
Sprachpraktische Übung	2.0	<ul style="list-style-type: none"> Abmeldefrist 5 WiSe 21/22 from Nov 8, 2021 00:00:00 to Dec 12, 2021 23:59:59 - active Anmeldefrist - Vor Semesterbeginn Termin 1 (WiSe 21/22) from Sep 29, 2021 00:00:00 to Oct 6, 2021 23:59:59 - expired Abmeldefrist 3 WiSe 21/22 from Oct 7, 2021 00:00:00 to Oct 14, 2021 23:59:59 - expired Abmeldefrist 4 WiSe 21/22 from Oct 21, 2021 00:00:00 to Oct 31, 2021 23:59:59 - expired Abmeldefrist 6 WiSe 21/22 from Dec 20, 2021 00:00:00 to Jan 30, 2022 23:59:59 - future

Mandatory requirement
You should already have completed both LANG 101 and LANG 201 before taking this LANG 301 class.

Step 9: More Course Details

You may also find information on **parallel groups²** of a class.



The screenshot shows the 'Detail view' for the course 'LANG 301 British Cultural Studies | 12251161 | Veranstaltung'. The 'Parallelgroups / Appointments' tab is selected and circled in red. Below this, two parallel groups are listed, each also circled in red:

- LANG 301 British Cultural Studies (1. parallelgroup)**
- LANG 301 British Cultural Studies (2. parallelgroup)**

Each group entry includes a table with the following columns: Rhythm, Weekday, From - To, Cancellation date, Start date - End date, Exp. Att., Comment, Performing lecturers, and Room.

Rhythm	Weekday	From - To	Cancellation date	Start date - End date	Exp. Att.	Comment	Performing lecturers	Room
Weekly	Tue	2:00 PM - 4:00 PM	12/28/2021	Oct 26, 2021 - Feb 8, 2022			M.A. Michael Banks	B_10

Additional details for the first group include: per week per semester: 2.0; Teaching Language: english; Responsible: M.A. Michael Banks, M. A. Clare Maas, Dr. Jennifer Skipp; Maximum attendee: 27.

¹Organisation unit: The university is comprised of many different organisation units such as faculties, administration etc.

²Parallel groups: Sometimes there are parallel groups of the same course to split a bigger number of participants into smaller groups.

³Semester periods per week (Semesterwochenstunden SWS): Besides language courses, most courses will have around two periods per week.

Veranstaltungsarten:

Lecture (Vorlesung): In lectures, usually a professor assistant professor will give a lecture in front of a bigger group of students.

Seminar: A seminar will be held by a professor, assistant professor or research assistant. Students are actively involved, e.g. by giving presentations and preparing for discussions. Compulsory attendance in the lecture is required.

Exercise (Übung): In an exercise, student will practice and revise contents from a seminar.

Language practice class (Sprachpraktische Übung): A course to deepen your knowledge of a language.
